



GUJCOT TRADE ASSOCIATION

WEEKLY REPORT 18-APR-2020

Market Movement from 13th Apr 2020 to 18th Apr 2020

- NY May future lost 160 points w/w. 24th April is the First Notice Day of NY May Future so trade is going to settle or roll over. Except Monday market remained in small a range.
- Huge carry in NY December Future over May Future shows that current rate is lower due to effect of pandemic.
- Negative US Export sales in second consecutive week. US export shipments also lower. But market has ignored this bear news.
- Few mills in India have started their operation but slow due to less yarn inquiry and movement.
- Weaker currency will help yarn exporters.
- Some places Ginning is permitted to operate but very few working at very slow pace due to many hurdles to run the factories.
- Indian Rupee was weaker compared the last week remained between 76.27 to 76.87 against USD during this week.



GUJCOT TRADE ASSOCIATION

WEEKLY REPORT

18-APR-2020

Global

US Weekly Export Sales

- Net UPLAND sales reductions of 1,83,800 RB for 2019-2020--a marketing-year low--were greater than the previous weeks reductions, but down noticeably from the prior 4-week average. Increases primarily for Malaysia (36,600 RB), Turkey (17,400 RB), Bangladesh (8,700 RB), Taiwan (1,700 RB), and South Korea (1,200 RB, including decreases of 4,500 RB), were more than offset by reductions primarily for Vietnam (1,38,700 RB), China (82,000 RB), and Pakistan (23,000 RB).
- For 2020-2021, net UPLAND sales of 71,800 RB were primarily for Vietnam (35,700 RB), Mexico (20,000 RB), Thailand (7,500 RB), Turkey (4,400 RB), and South Korea (3,200 MT).
- UPLAND Exports of 3,12,000 RB were down 36 percent from the previous week and 24 percent from the prior 4-week average. Exports were primarily to Vietnam (89,600 RB), China (58,800 RB), Bangladesh (43,100 RB), Pakistan (30,900 RB), and Turkey (23,300 RB).
- No net sales of PIMA were reported this week.
- PIMA Exports of 18,800 RB were down 44 percent from the previous week and 17 percent from the prior 4-week average. The destinations were primarily to China (8,500 RB), Peru (3,100 RB), India (1,600 RB), Pakistan (1,500 RB), and Vietnam (1,500 RB).

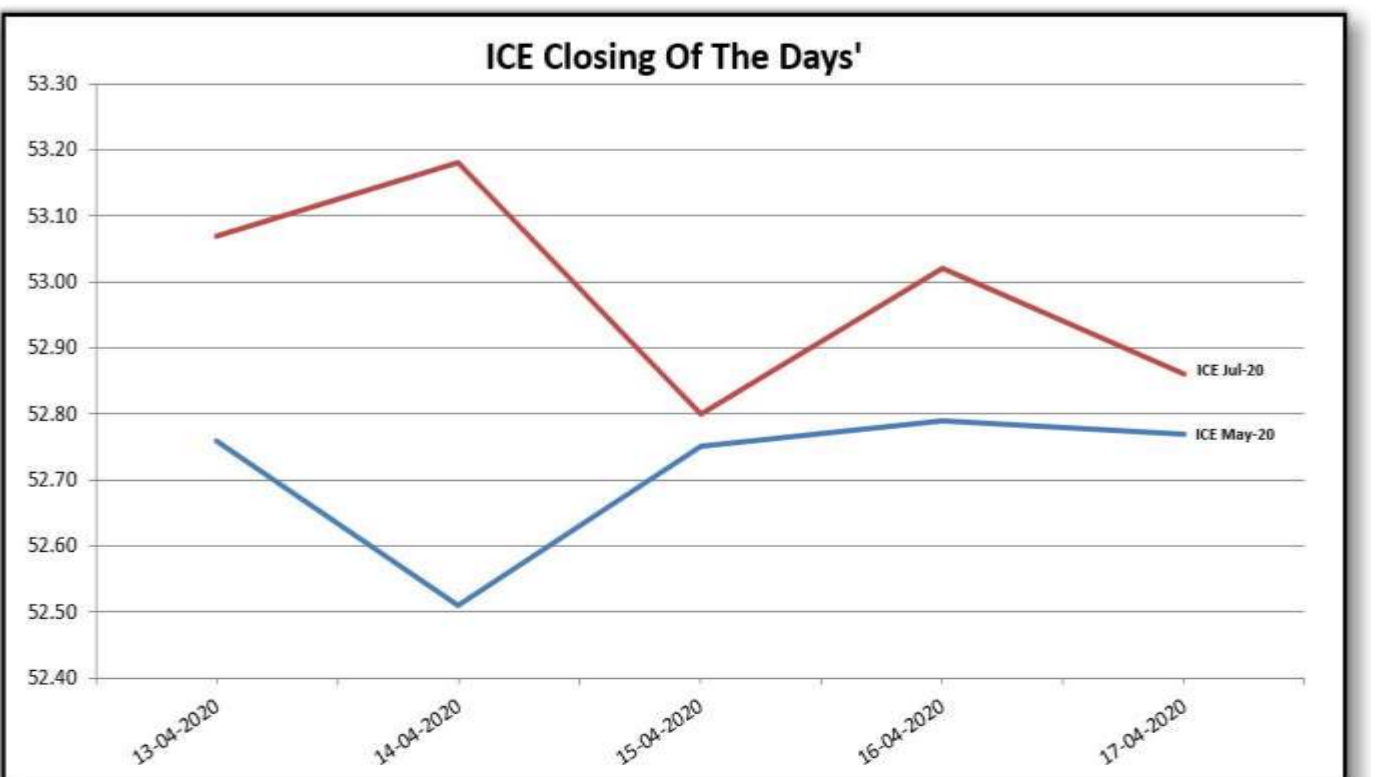
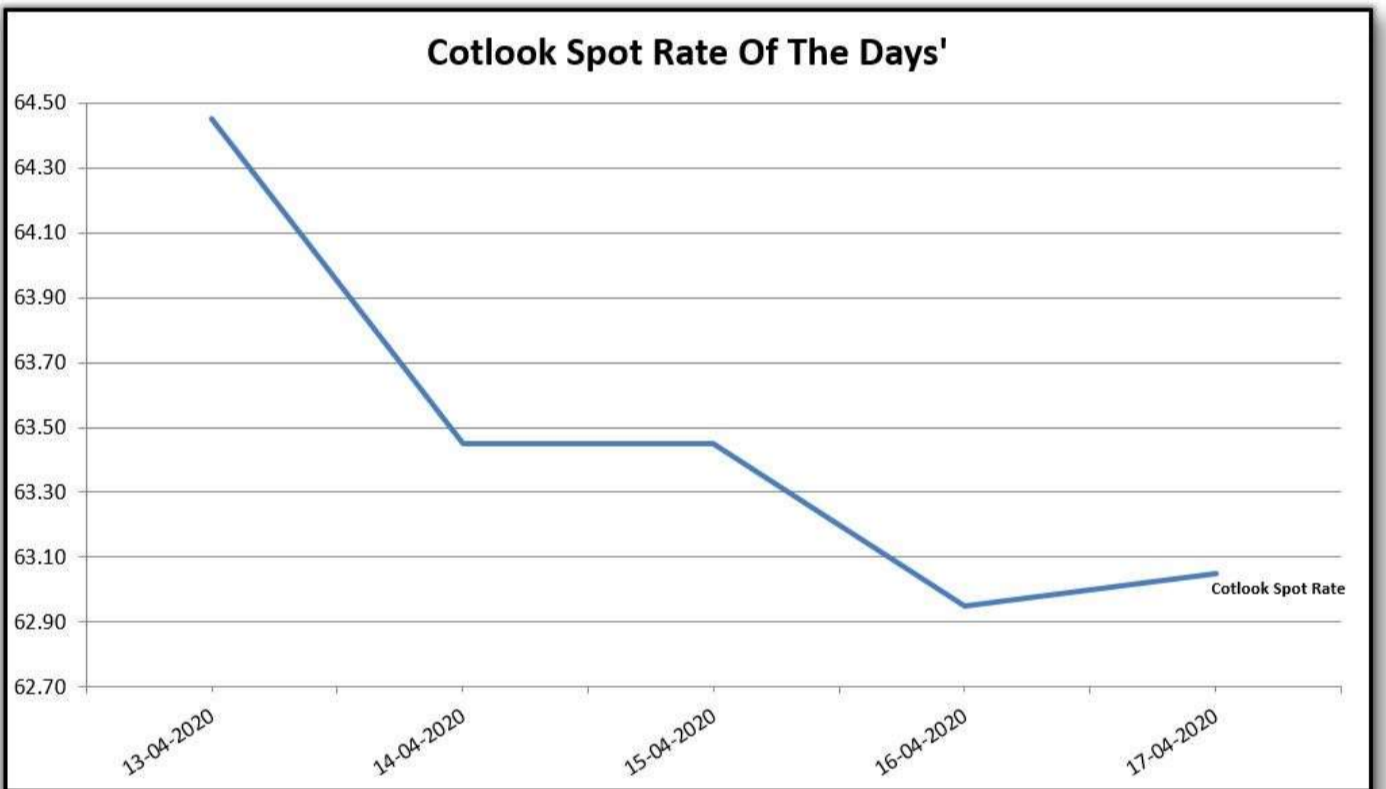
US Export Sales	09-Apr-2020
Marketing Year 2019-20	
Upland Gross Sales	1,48,600
Cancellation	3,32,400
Net Upland Sales	-1,83,800
PIMA Gross Sales	0
Cancellation	0
Net PIMA Sales	0
Total Gross Sales	1,48,600
Total Cancellation	3,32,400
Total Net Sales	-1,83,800
Shipments	
UPLAND	3,12,000
PIMA	18,800
Total Shipment	3,30,800
Marketing Year 2020-21	
Net Upland Sales	71,800
Net PIMA Sales	0
Total Net Sales	71,800
All Figures in US Running Bale	



GUJCOT TRADE ASSOCIATION

WEEKLY REPORT 18-APR-2020

Foreign Indices			
Date	Cotlook	ICE	
	Spot Rate	May-20	Jul-20
13-04-2020	64.45	52.76	53.07
14-04-2020	63.45	52.51	53.18
15-04-2020	63.45	52.75	52.80
16-04-2020	62.95	52.79	53.02
17-04-2020	63.05	52.77	52.86

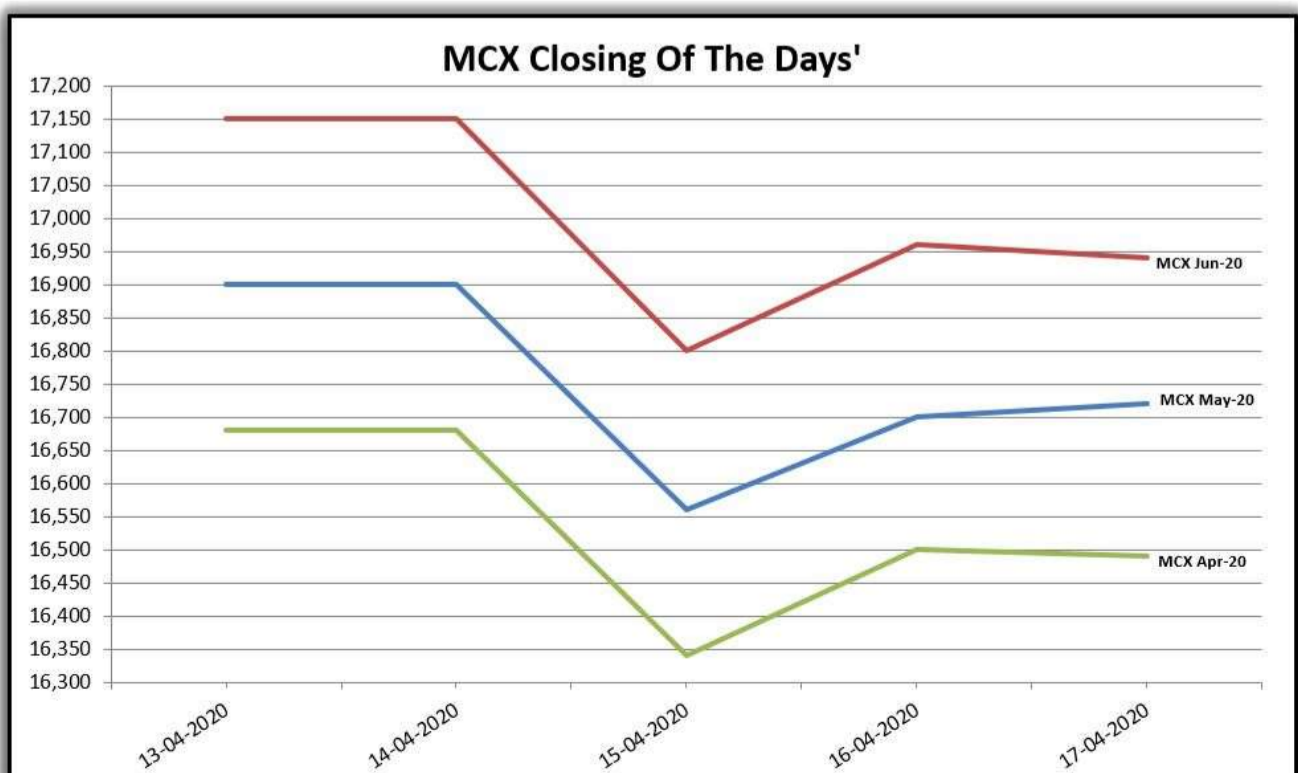
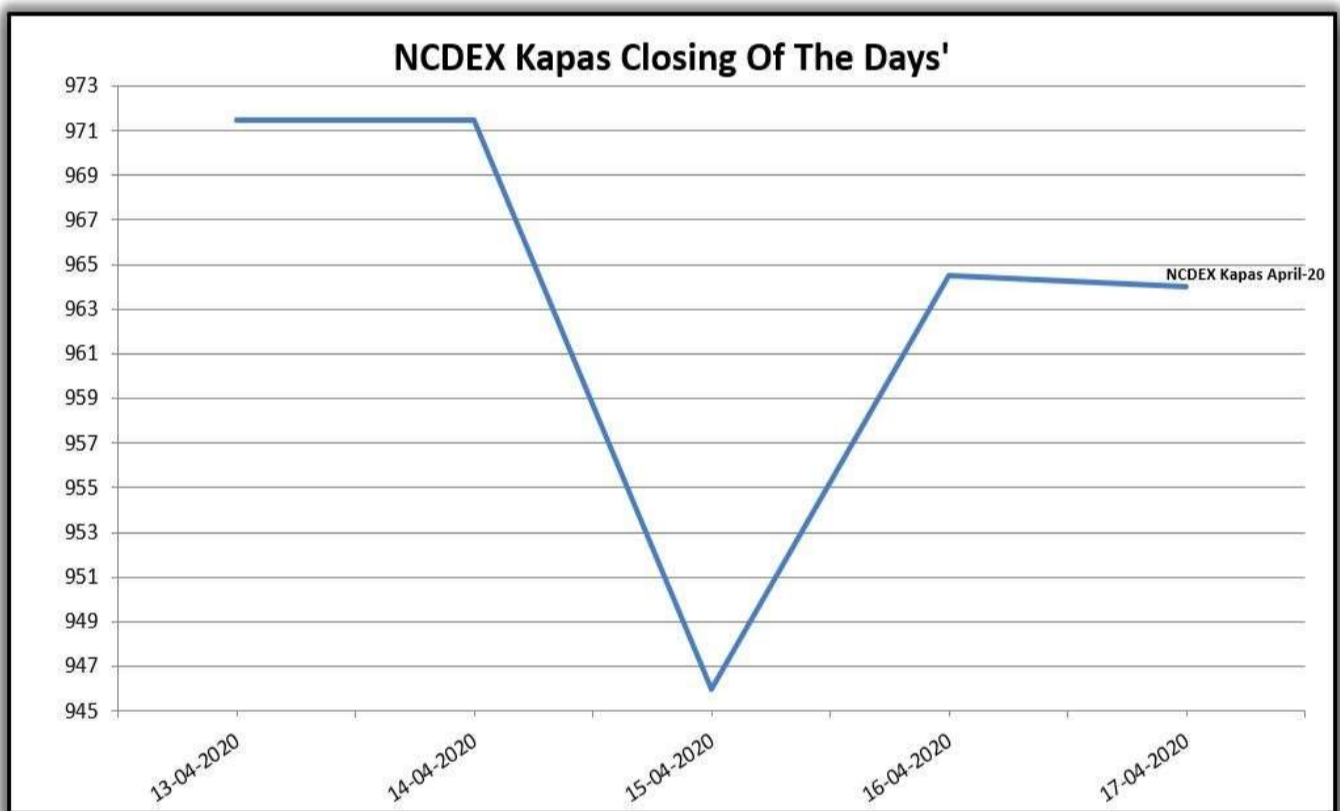




GUJCOT TRADE ASSOCIATION

WEEKLY REPORT 18-APR-2020

Indian Indices				
	NCDEX Kapas	MCX		
Date	April	APR	MAY	JUN
13-04-2020	971.50	16,680	16,900	17,150
14-04-2020	971.50	16,680	16,900	17,150
15-04-2020	946.00	16,340	16,560	16,800
16-04-2020	964.50	16,500	16,700	16,960
17-04-2020	964.00	16,490	16,720	16,940



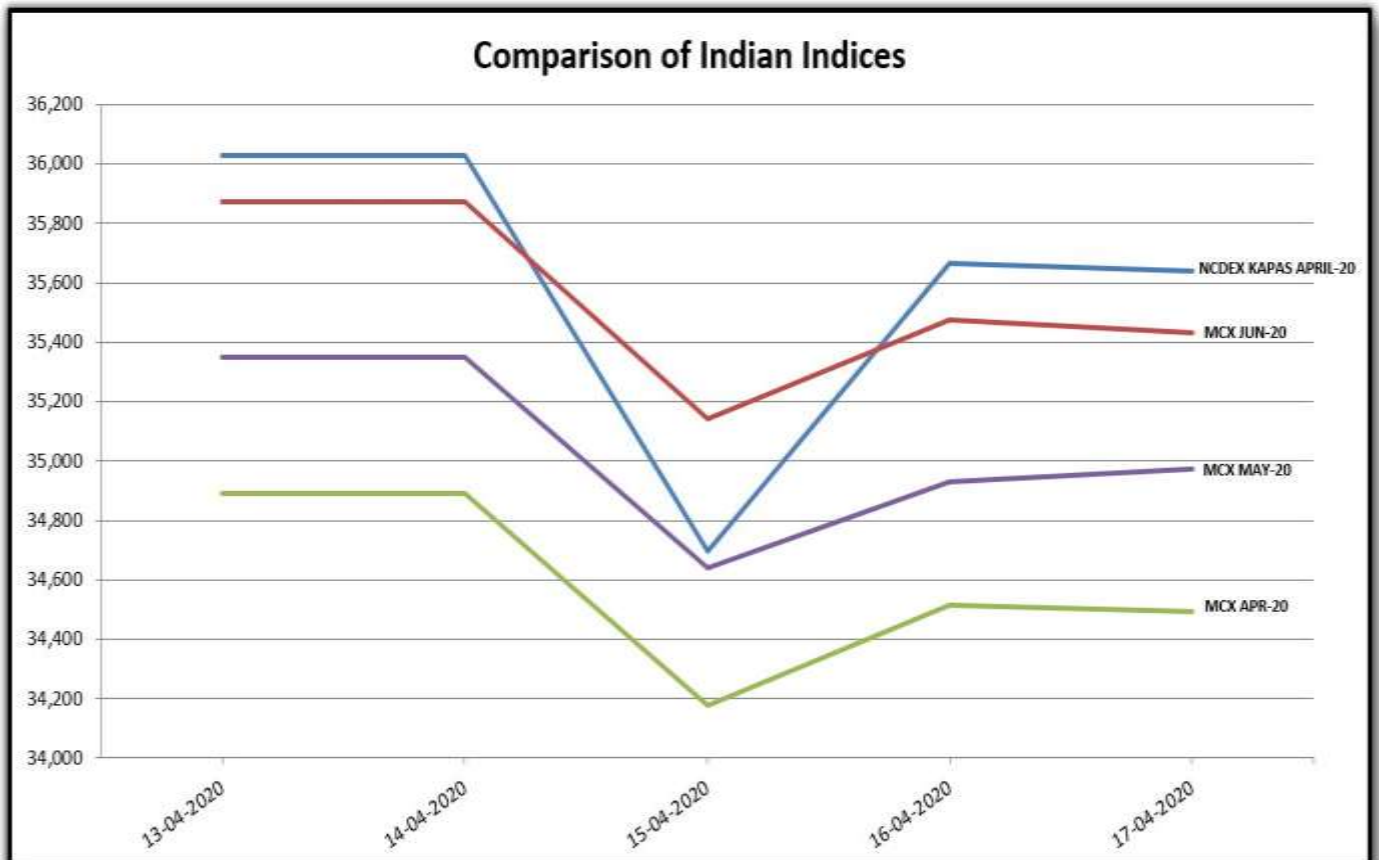


GUJCOT TRADE ASSOCIATION

WEEKLY REPORT 18-APR-2020

Indian Indices in Candy Rate				
Date	NCDEX Kapas	MCX		
	April	Apr-20	May-20	Jun-20
13-04-2020	36,031	34,890	35,350	35,873
14-04-2020	36,031	34,890	35,350	35,873
15-04-2020	34,697	34,178	34,639	35,141
16-04-2020	35,665	34,513	34,931	35,475
17-04-2020	35,638	34,492	34,973	35,433

Remark :- For NCDEX Kapas we have taken seed rate 500/20 Kg to convert in Candy.





GUJCOT TRADE ASSOCIATION

WEEKLY REPORT

18-APR-2020

IN THE WEEK AHEAD

- Friday at 2:30 p.m. Central – Commitments of Traders
- Monday at 3:00 p.m. Central – Crop Progress Report
- Thursday at 7:30 a.m. Central – Export Sales Report
- Thursday at 2:30 p.m. Central – Cotton On-Call Report

One stop solution for all cotton related reports and information.

Visit <https://www.gujcot.com>. It's updated every day in real time.

You can view

- Gujarat Daily Spot Rate at 5:30 pm and Historical Data
- Gujarat Latest Pressing Report and Historical Data
- Daily Weather Report
- Cotton Advisory Board Balance sheet and Area, Production, Yield reports from cotton season 1991-1992 to 2017-2018 estimate available from Menu->Reports
- All Historical Gujcot Weekly Reports Menu->Reports
- All India Cotton Sowing data
- Gujarat Cotton Sowing District wise Report
- US Export Sales Report
- US Crop Progress Report
- China Cotton Auction Update
- International Cotton Indices and Spot Rates.
- USDA WASDE Report
- ICE Cotton On Call Report
- And All other National & International reports and upcoming events

Report Sponsors:

Click on Sponsor's Logo to visit Sponsor's Website



Report prepared by

Kalpesh Patel

Manager

Gujcot Trade Association